

# THE MULTI-USER SYSTEM WITH MULTIPLE REASONS FOR LOVING IT

## Take advantage of high-quality images and an automated, secured workflow.

Unlike other imaging plate systems, there's no need to block the CS 7600 when scanning a plate. With exclusive "Scan & Go" technology, the system identifies the plates prior to the exam. Once you've acquired the images, the CS 7600 automatically routes them to the appropriate computer and patient file, eliminating waiting times and the risk of errors. The system then erases the plates, which are then available for reuse.

The CS 7600 delivers the high-quality imaging you need to diagnose with confidence. Advanced image processing tools optimize contrast. The wide exposure range prevents over- or under-exposure. CS Adapt's preprogrammed filters enable you to enhance images according to your diagnostic needs. And advanced algorithms generate images with details that are more visible and helpful in the diagnostic process.



### SHARED-USE DESIGN

*Scan images in any order without the worry of mixing them up; eliminate bottlenecks and waiting time.*



### INTUITIVE IMAGE PROCESSING

*Produce perfectly contrasted images that facilitate patient education and insurance company correspondence.*

*"Thanks to the new CS 7600 Wireless Intraoral Plate Digital Radiology System, we can obtain an easier, more comfortable diagnosis, both for the practitioner and the patient, with high resolution comparable to corded digital capture systems"*

**DR. JOSE MARIA MALFAZ**  
**SPAIN**

## FAST AND FAMILIAR

Access your first image in as little as five seconds, or scan and display a full mouth series in just minutes. System templates automate routine exams, while a built-in monitor provides instant feedback on the success of an exam. With a workflow that's similar to film, the CS 7600 requires minimal user training and integrates easily into your practice.

### **WORKFLOW EFFICIENCY AND ACCURACY**

*Preview images quickly and directly on the unit; enjoy built-in memory that prevents image mix-up and data loss.*

### **IMPRESSIVE DURABILITY**

*Reuse plates hundreds of times.*

### **GREATER EXAM COVERAGE**

*Accommodate patients of all shapes with plates in five sizes (0-4), including size 3 for long bitewing and size 4 for true occlusal exams.*

### **ENHANCED PATIENT COMFORT**

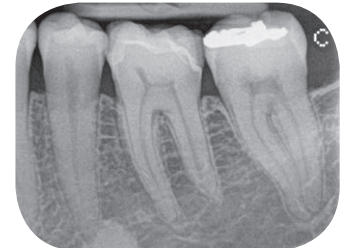
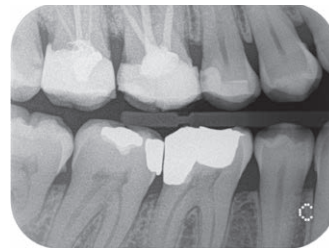
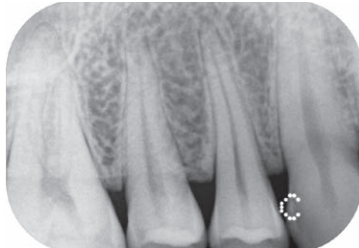
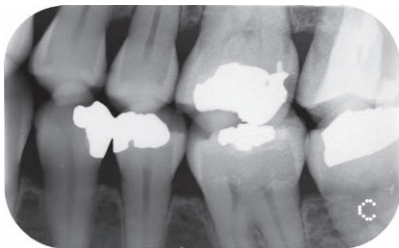
*Increase the comfort of your patients with a quiet scanning process and thin, flexible plates that are easy to position.*

### **MORE PERSUASIVE CASE PRESENTATION**

*Use CS Adapt and the imaging software to enhance your images and improve patients' understanding of treatment plans.*

### **SIMPLE CONNECTIVITY**

*Connect effortlessly via USB.*



**CS 7600**

© Carestream Health, Inc. 2017. 15446 DE CS 7600 SS 0417

**carestreamdental.com**

**800.944.6365**